

# Modern Line Patterns


Lines, Dew Drops, Ripples, Stars

Define your sewable boundary. Select the pattern. Use Repeat Patterns to adjust the pattern width to fit the full width of the quilt. Or adjust the width for the density desired. Enter the full quilt length in Total Height. CS will calculate the number of rows needed to fill the quilt. If necessary, use Fill to crop the outside edges.


Toggle sewn any rows below the boundary. Quilt the lines that fit.

Roll and Relocate or use Continue/End of Set. Draw a new boundary.


Toggle unsewn the rows which can be quilted. Continue to finish the quilt.



Modern Lines



Modern Dew Drops

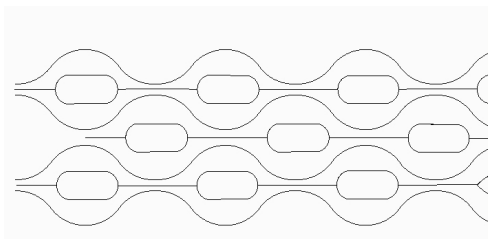
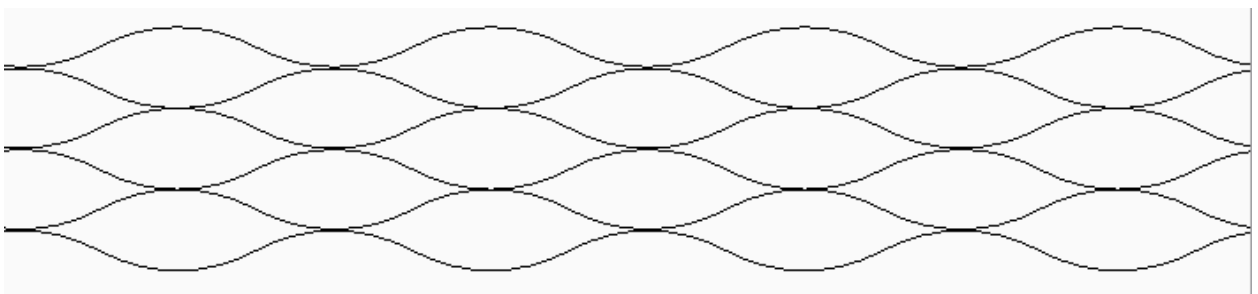

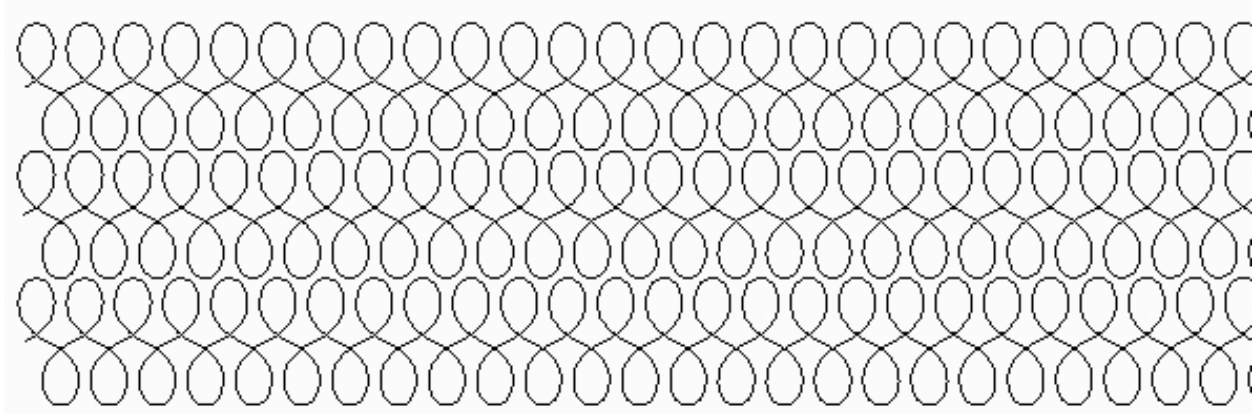


Modern Ripples



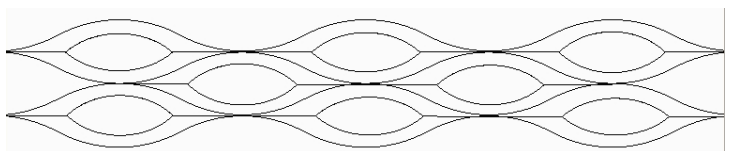
# Modern Curved Line Patterns

Loops, Chain, Fishnet



Chain with P2P Links

Chain and Fishnet can also be filled with P2P patterns, such as Almond, Link, Pearl, Diamond, and Peacock Feather.



Fishnet with P2P Almond